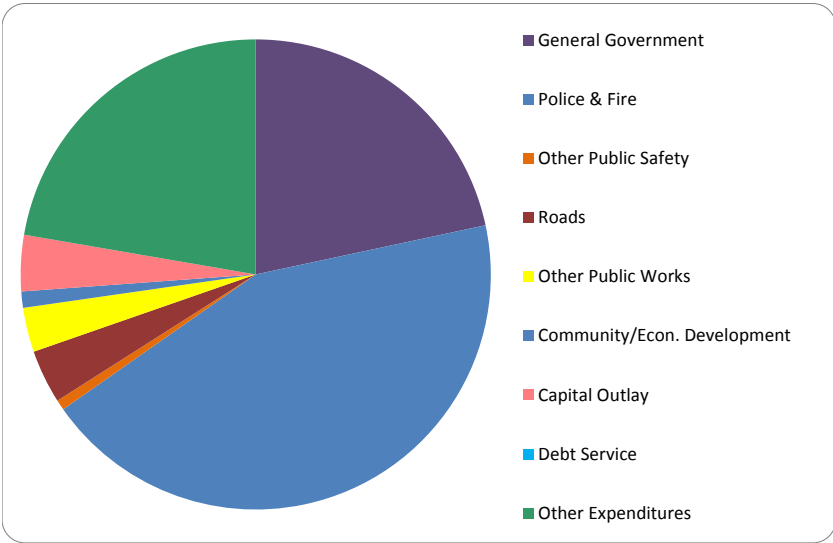


1. Where we spend our money (all governmental funds)

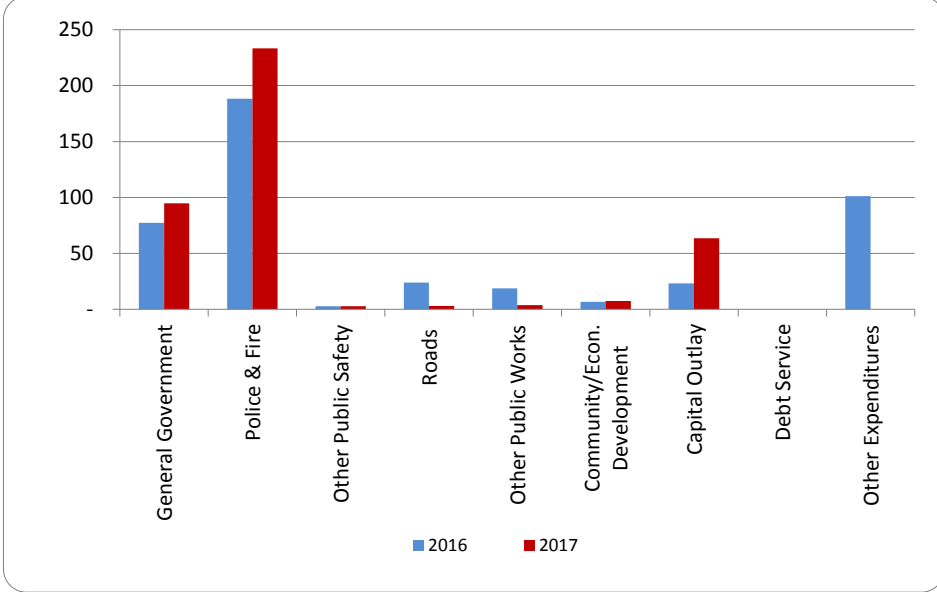


2. Compared to the prior year

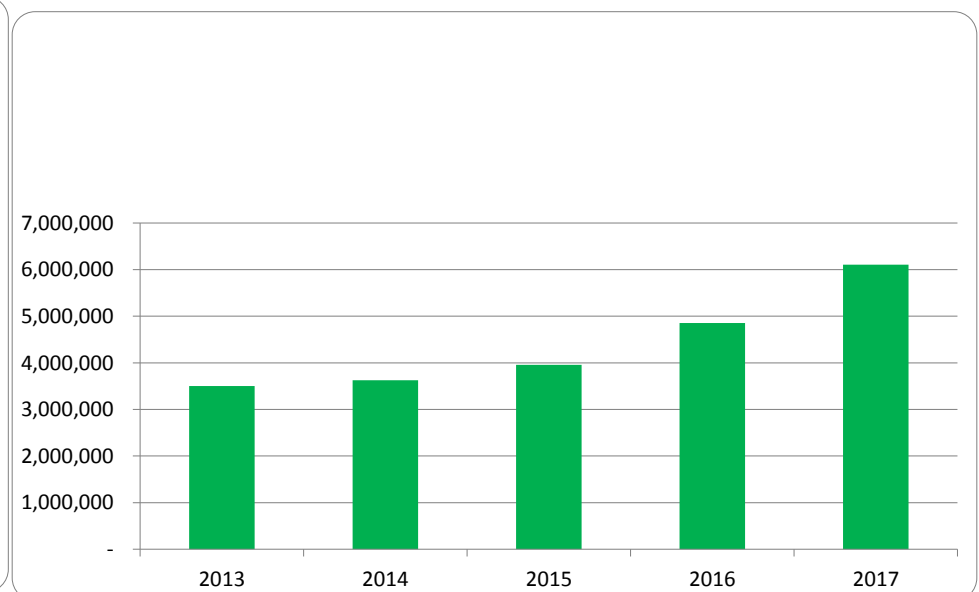
	2016	2017	% change
General Government	\$ 1,992,278	\$ 2,482,011	24.58%
Police & Fire	\$ 4,854,319	\$ 6,107,180	25.81%
Other Public Safety	\$ 68,295	\$ 72,305	5.87%
Roads	\$ 614,377	\$ 78,228	-87.27%
Other Public Works	\$ 484,385	\$ 95,084	-80.37%
Health & Welfare	\$ -	\$ -	N/A
Community/Econ. Development	\$ 169,356	\$ 191,540	13.10%
Recreation & Culture	\$ -	\$ -	N/A
Capital Outlay	\$ 598,940	\$ 1,659,825	177.13%
Debt Service	\$ -	\$ -	N/A
Other Expenditures	\$ 2,608,346	\$ -	-100.00%
Total Expenditures	\$ 11,390,296	\$ 10,686,173	-6.18%

Police & Fire

3. Spending per capita - compared to the prior year



4. Historical trends of individual departments:



Commentary:

For more information on our unit's finances, contact Dan O'Leary at Township Supervisor.